

```

#INPUT:
Uni = []
n = int(input("Enter number of students: "))
for i in range(0,n):
    element = input()
    Uni.append(element)
print(Uni)
cricket = []
b = int(input("Enter number students who play cricket: "))
for j in range(0,b):
    ele=input()
    cricket.append(ele)
print(cricket)
bad = []
c = int(input("Enter number students who play badminton: "))
for k in range(0,c):
    elem=input()
    bad.append(elem)
print(bad)
foot = []
d = int(input("Enter number students who play football: "))
for j in range(0,d):
    eleme=input()
    foot.append(eleme)
print(foot)

def CB():
    list3 = intersection(cricket,bad)
    print("Names of common students who play cricket and badminton: ", list3)
    print("Number of students who play cricket and badminton: ",len(list3))

def CF():
    list3 = intersection(cricket,foot)
    print("Names of common students who play cricket and football: ", list3)
    print("Number of students who play cricket and football: ",len(list3))

def BF():
    list3 = intersection(bad,foot)
    print("Names of common students who play football and badminton: ", list3)
    print("Number of students who play badminton and football: ",len(list3))

def intersection(list1,list2):
    list3=[]
    for val in list1:
        if val in list2:
            list3.append(val)
    return list3

def eCeB():
    D1=diff(cricket,bad)
    D2=diff(bad,cricket)
    # print("C-B = ",D1)

```

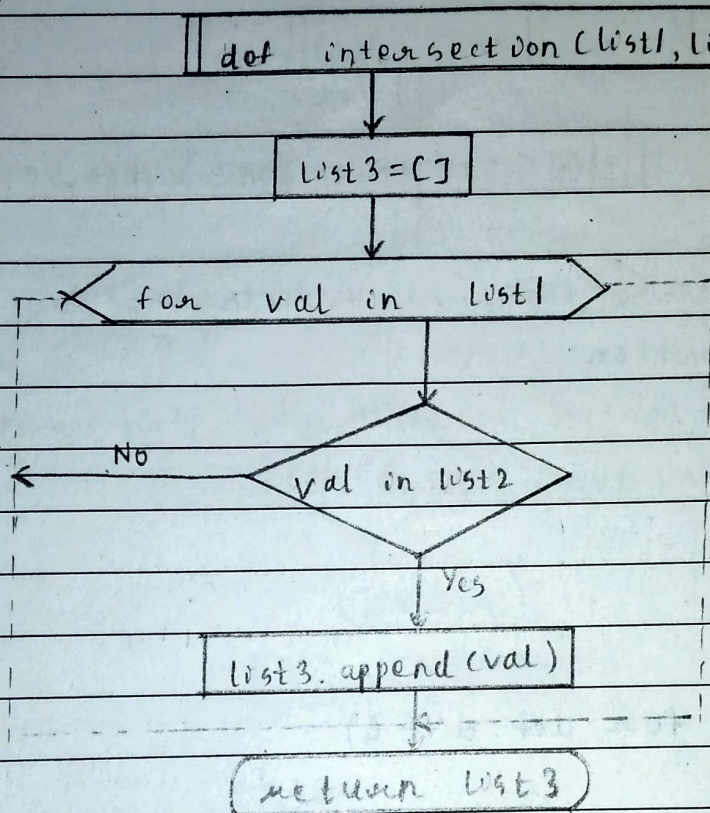
```

    # print("B-C = ",D2)
    DUB=union(D1,D2)
    print("People who play either cricket or badminton but not both: ",DUB)
def eCeF():
    D1=diff(cricket,foot)
    D2=diff(foot,cricket)
    # print("C-B = ",D1)
    # print("B-C = ",D2)
    DUB=union(D1,D2)
    print("People who play either cricket or football but not both: ",DUB)
def eFeB():
    D1=diff(foot,bad)
    D2=diff(bad,foot)
    # print("C-B = ",D1)
    # print("B-C = ",D2)
    DUB=union(D1,D2)
    print("People who play either football or badminton but not both: ",DUB)
def diff(list1, list2):
    list3 = []
    for val in list1:
        if val not in list2:
            list3.append(val)
    return list3
def union(list1,list2):
    list3 = list1.copy()
    for val in list2:
        if val not in list3:
            list3.append(val)
    return list3
def nCnB():
    list4 = diff(Uni,union(cricket,bad))
    print("Students who play neither cricket nor badminton: ",len(list4))
def nCnF():
    list4 = diff(Uni,union(cricket,foot))
    print("Students who play neither cricket nor football: ",len(list4))
def nFnB():
    list4 = diff(Uni,union(foot,bad))
    print("Students who play neither football nor badminton: ",len(list4))
def pCpF():
    list4 = intersection(cricket,foot)
    list5 = diff(list4,bad)
    print("People who play cricket and football but not badminton: ", len(list5))
def pCpB():
    list4 = intersection(cricket,bad)
    list5 = diff(list4,foot)
    print("People who play cricket and badminton but not football: ",len(list5))
def pBpF():
    list4 = intersection(foot,bad)
    list5 = diff(list4,cricket)
    print("People who play badminton and football but not cricket: ",len(list5))
flag = 1
while flag == 1:

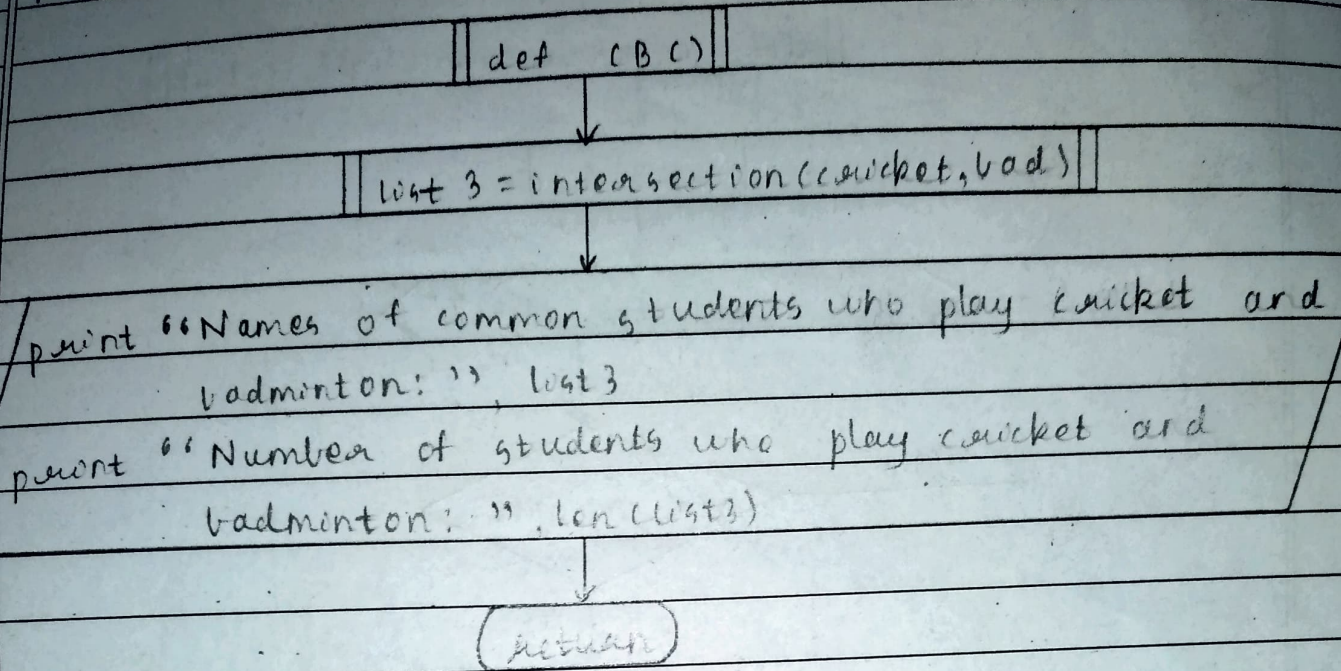
```

```
print("1. List of students who play both cricket and badminton: ")
print("2. List of students who play either cricket or badminton but not football: ")
print("3. Number of students who play neither cricket nor badminton: ")
print("4. Number of students who play cricket and football but not badminton: ")
print("5. Exit")
ch = int(input("Enter your choice: "))
if(ch == 1):
    CB()
elif(ch == 2):
    eCeB()
elif(ch == 3):
    nCnB()
elif(ch == 4):
    pCpF()
else:
    flag = 0
```

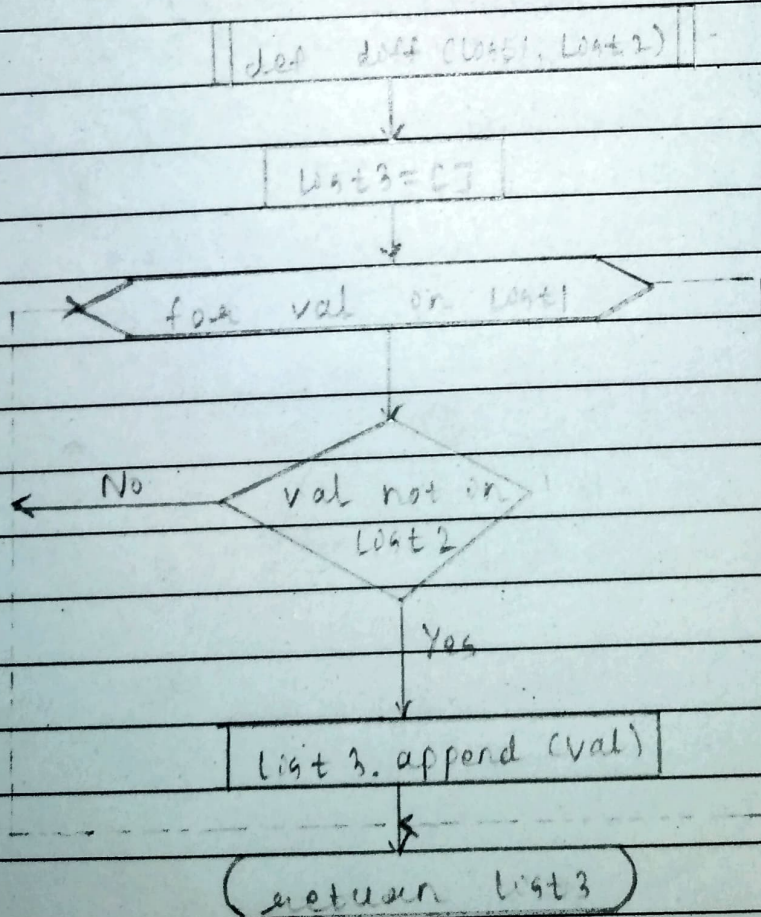
Flowchart for def ~~def~~ intersection(l1, l2)



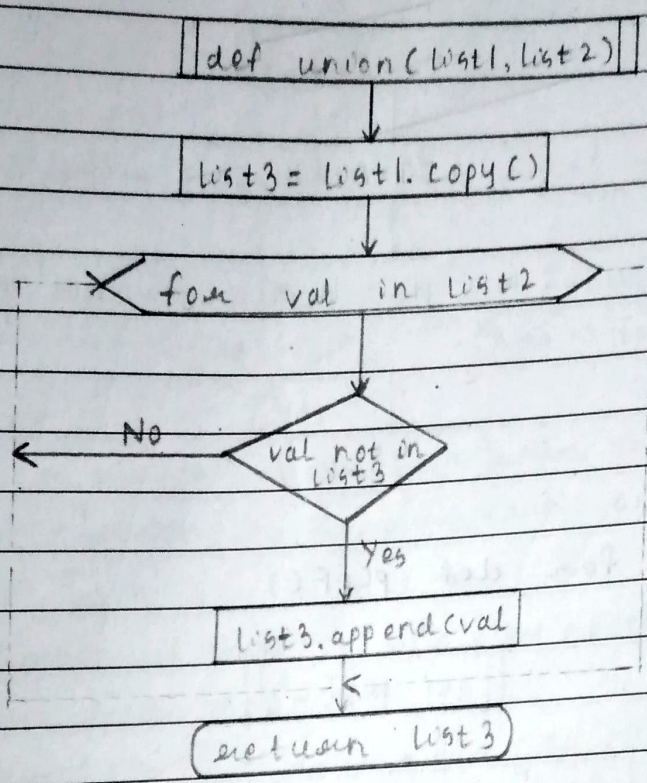
→ Flowchart for def CBC)



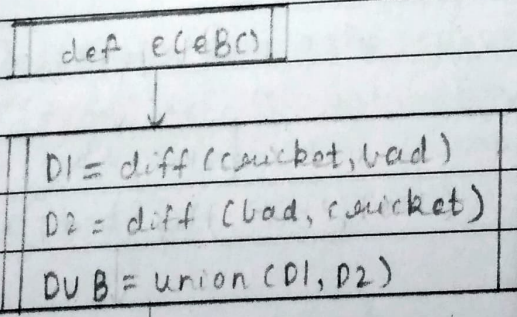
→ Flowchart for def diff ()



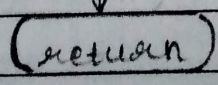
→ Flowchart for def union()



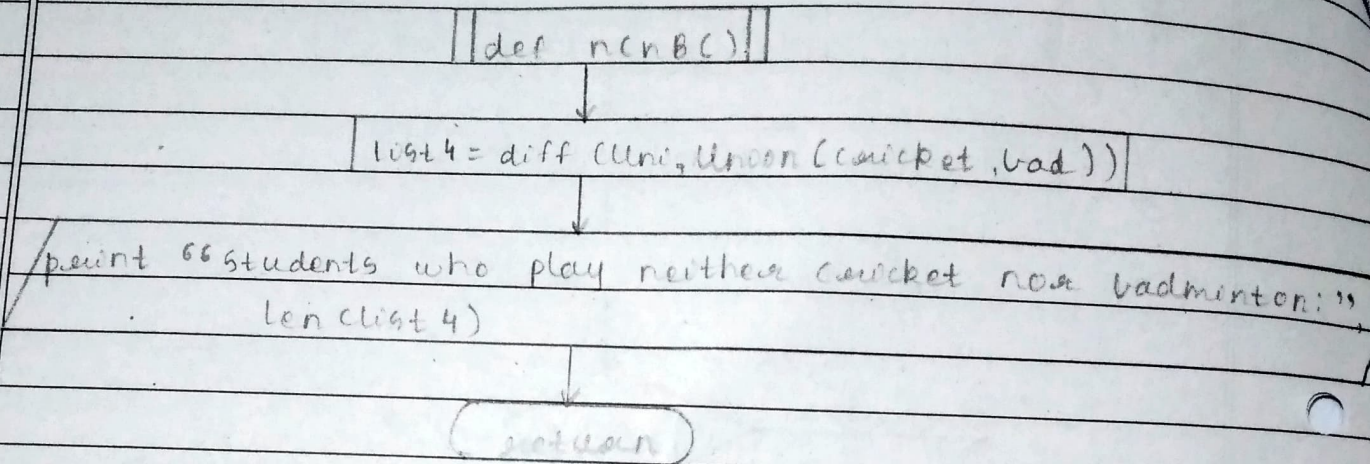
→ Flowchart for def ~~ptpbc()~~ ecebc()



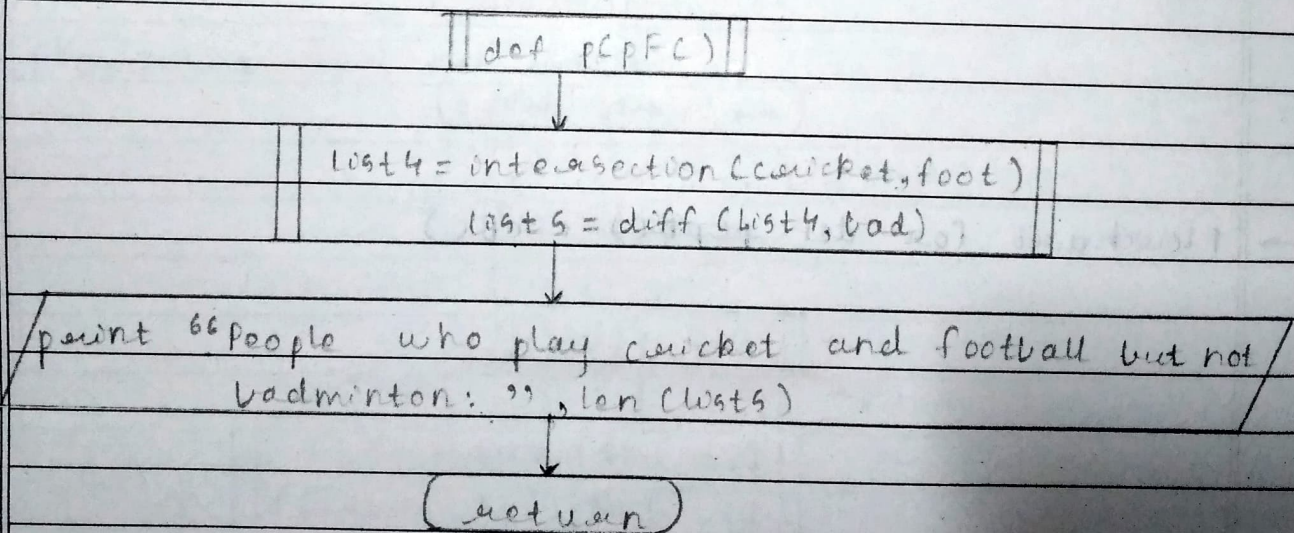
print "People who play either cricket or badminton but not both : ", DUB



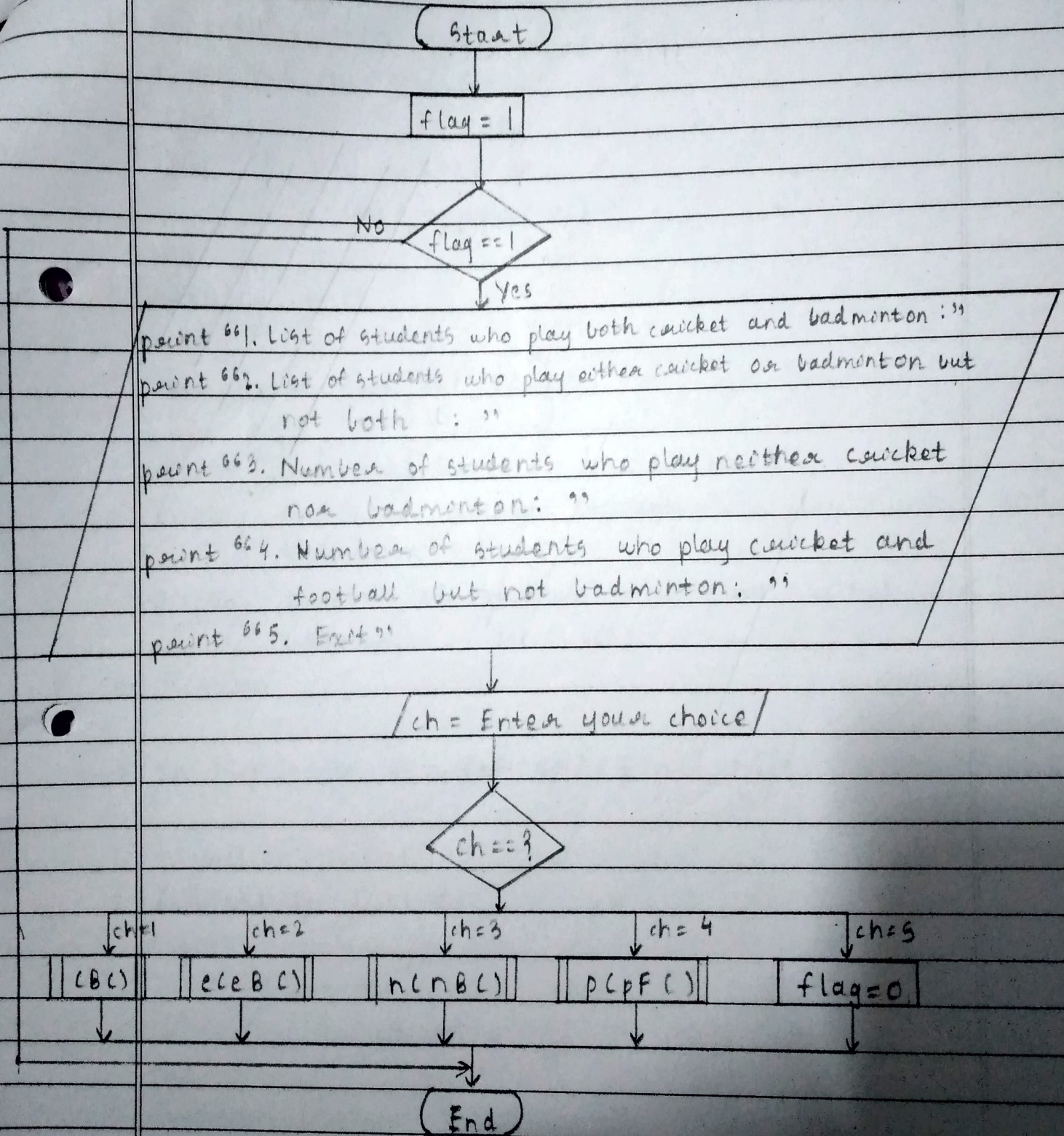
→ Flowchart for def n(nBC)



→ Flowchart for def p(pFC)



→ Flowchart for menu



→ Pseudocode for def intersection (list1, list2)

1. Initialize list3 = []
2. for val in list1 do
begin
 if val in list2 then
 list3.append(val)
end
3. return list3

→ Pseudocode for def CBC()

1. Store list3 = intersection (cricket, bad)
2. Display Names of common students who play cricket and badminton: , list3
Display Number of students who play cricket and badminton: , len(list3)
3. return

→ ~~def~~ Pseudocode for def diff (list1, list2)

1. Initialize list3 = []
2. for val in list1 do
begin
 if val not in list2 then
 list3.append(val)
end
3. return list3

→ Pseudocode for def union(list1, list2)

1. store list3 = list1.copy()
2. for val in list2 do
begin
if val ~~not~~^{not} in list3 then
list3.append(val)
end
3. return list3

→ Pseudocode for def e(ABC)

1. store D1 = diff(cricket, bad)
store D2 = diff(bad, cricket)
2. call function DUB = union(D1, D2)
3. Display People who play either cricket or badminton
but not both: , DUB
4. return

→ Pseudocode for def n(ABC)

1. store list4 = diff(uni, union(cricket, bad))
2. Display Students who play neither cricket nor
badminton: , len(list4)
3. return

→ pseudocode for def pcpFL()

1. Store list4 = intersection (cricket, foot)
2. Store list5 = diff (list4, bad)
3. Display People who play cricket and football but not badminton: len(list5)
4. return

→ Pseudocode for menu

1. Start

↳ Initialize flag = 1

2. while flag = 1 do

begin

Display 1. List of students who play both cricket and badminton:

Display 2. List of students who play either cricket or badminton but not ^{both} football:

Display 3. Number of students who play neither cricket nor badminton:

Display 4. Number of students who play cricket and football but not badminton:

Display 5. Exit

ch = Enter your choice

if (ch == 1) then

call function (BC)

elif (ch == 2) then

call function (eCeBC)

elif (ch == 3) then

call function (n(n)BC)

elif (ch == 4) then

call function (p(p)FC)

else:

flag = 0

end

3. Stop

Q1. What is structure?

Ans. :- A data structure is merely an instance of an ADT.

- An ADT or data structure is formally defined to be a triplet (D, F, A) where "D" stands for a set of Domain, "F" denotes the set of operations and "A" represents the axioms defining the functions on "F".
- An example of the data structure "Natural Number (NATNO)".

Q2. How to delete an element from an array?

(Explain Logic)

Ans. → Consider array $1 = ["Tanmay", "Maahka", "Rajesh", "Tejas"]$

- $array1 = ["Tanmay", "Maahka", "Rajesh", "Tejas"]$
 $len1 = len(array1)$ # storing length of array
 $element = int(input("Enter index of element to be deleted: "))$

while $element < len1 - 1$:

$array1[element] = array1[element + 1]$

Shifting all elements to the left

$element = element + 1$ # incrementing element

$len1 = len1 - 1$ # Decrementing length of array after element is deleted

print("Elements of array are: ")

for i in range($len1$):

print($array1[i]$) # printing elements of the array on loop.

#Output:

Enter index of element to be deleted; 0

Elements of array are;

Machkan

Rajesh

Tejas

→ In the above example:

array1 = "Tanmay", "Machkan", "Rajesh", "Tejas"

index → 0 1 2 3

↑
index of element to be deleted

→ After the index is entered, starting from the index, the elements to the right are shifted to the left.

array1 = "Machkan", "Rajesh", ^{Tejas}~~"Rajesh"~~

→ The number of elements is reduced by one and then the elements are printed by including the print statement inside the for loop with the range being the updated number of elements.