



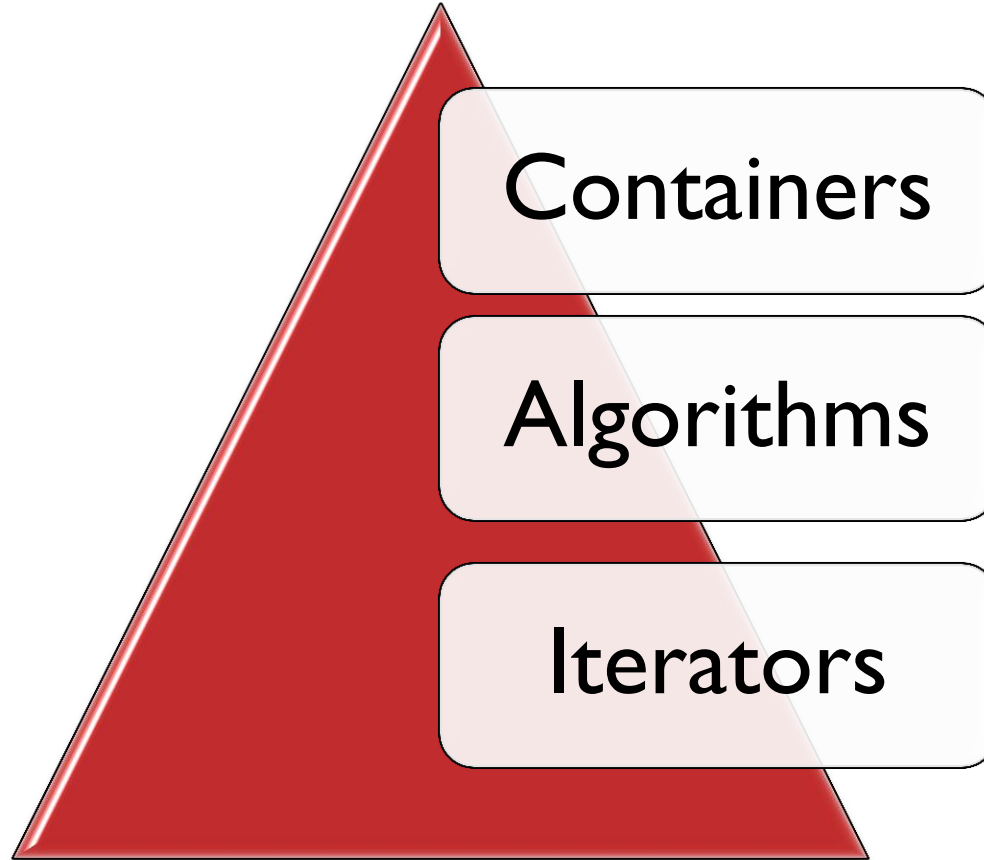
STANDARD TEMPLATE LIBRARY (STL)

Developed by Alexander Stepanov and Meng Lee of HP in 1979.

Standard template library accepted in July 1994 into C++ ANSI Standard

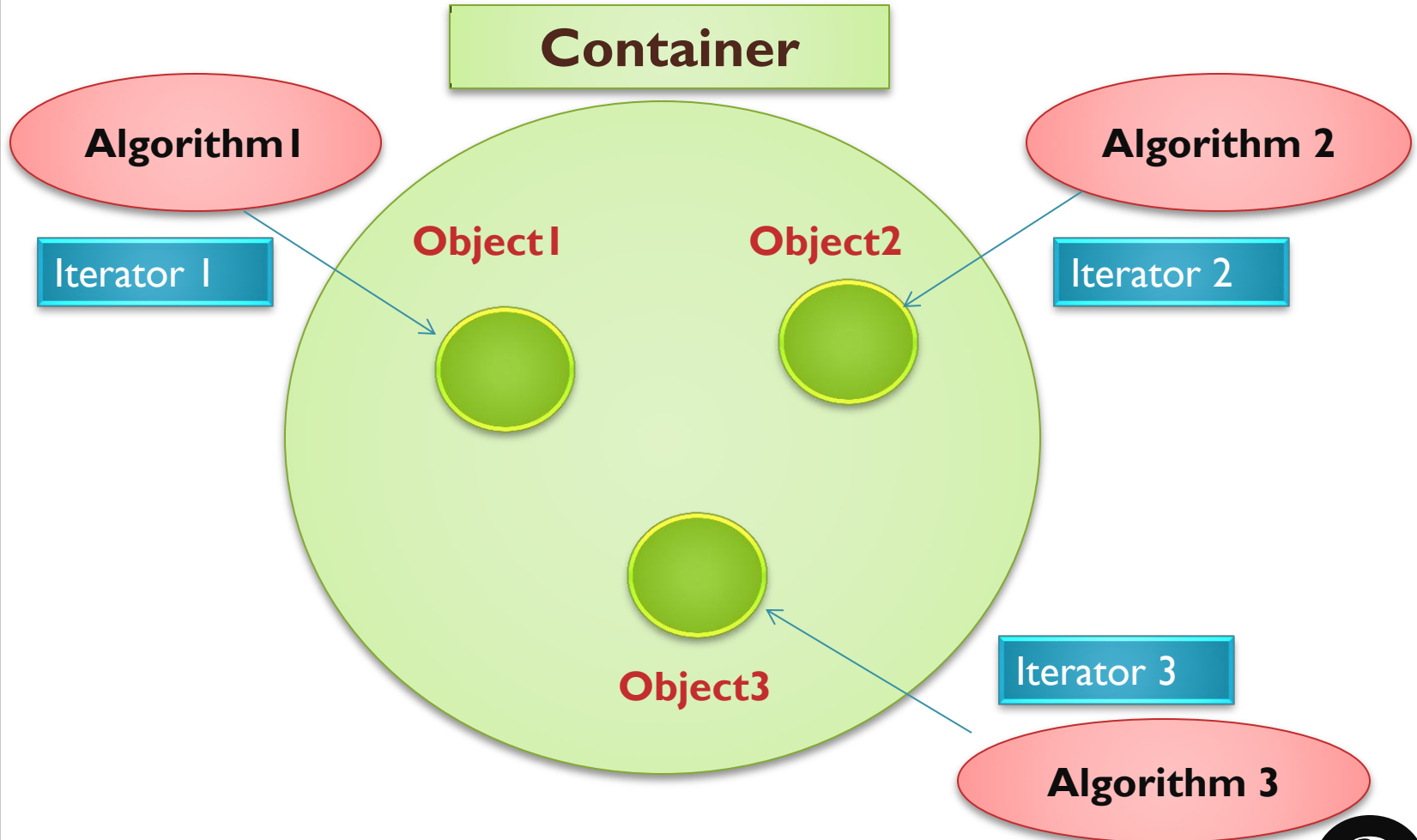
These are called as collection of General-purpose template classes(data structures) and functions

COMPONENTS OF STL



COMPONENTS OF STL

Algorithms use iterators to interact with objects stored in containers



CONTAINER



Objects that hold
data (of same type)

Example :Array

Implemented by Template
Classes

ALGORITHM

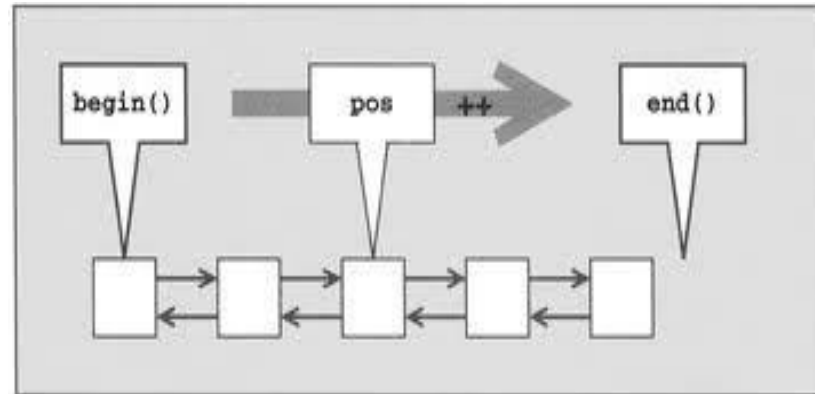


These are procedures used to process the data contained in containers.

Example :
Searching, Sorting,
Merging, Copying,
Initializing

Implemented by
template functions

ITERATOR



It is an object that points to an element in a container

Used to move through the contents of container

They can be incremented and decremented

Connect Algorithms with Containers

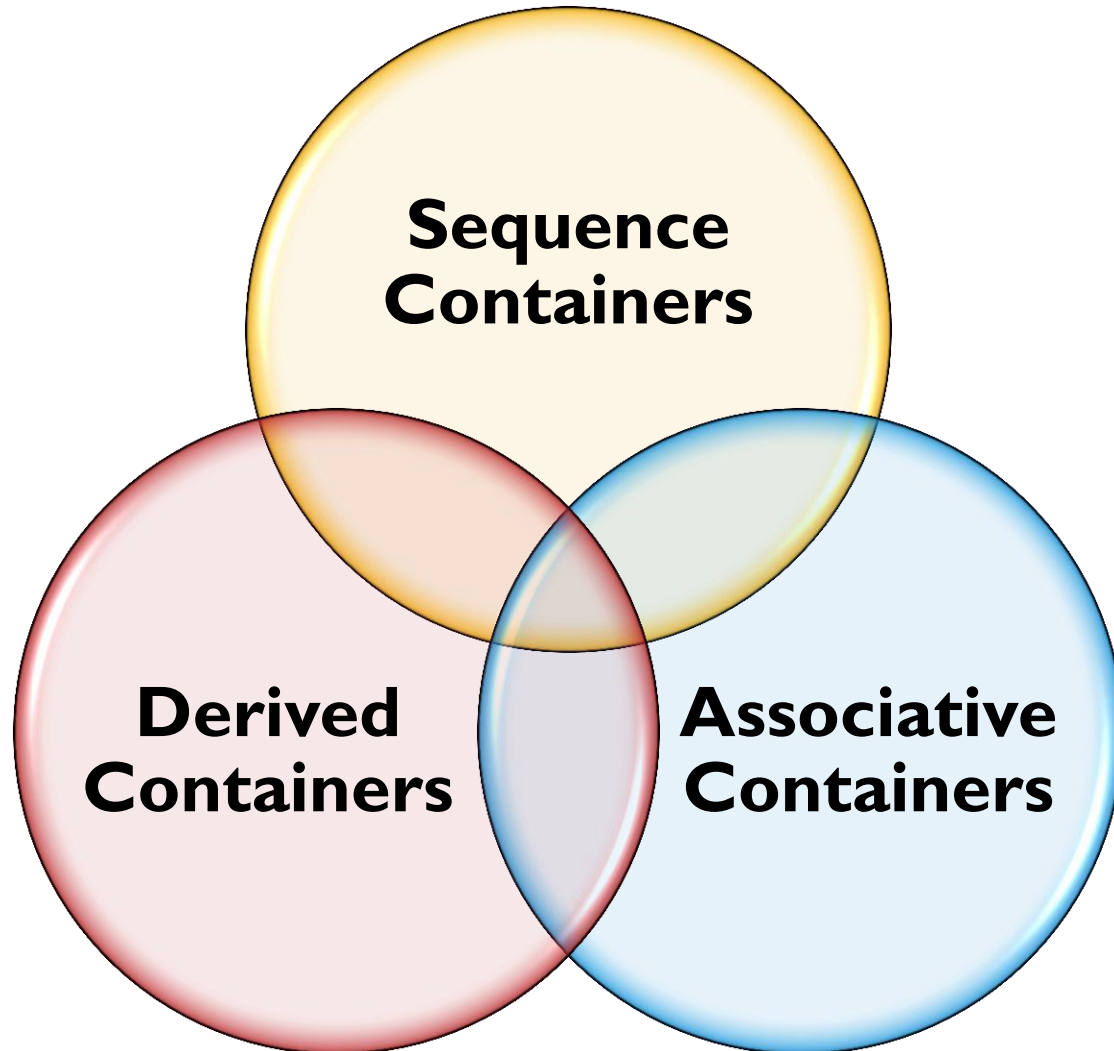


COMPONENTS OF STL



Containers

CATEGORIES OF CONTAINERS





CONTAINERS

STL Defines **10** Containers

CATEGORIES OF CONTAINERS

Sequence

- vector
- deque
- list

Associative

- set
- multiset
- map
- multimap

Derived

- stack
- queue
- Priority_queue

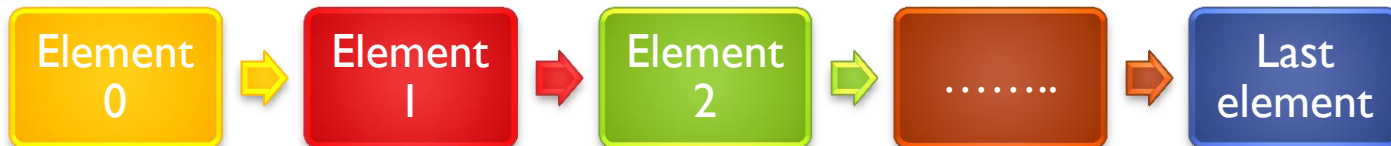
SEQUENCE CONTAINERS

Stores elements in a linear sequence

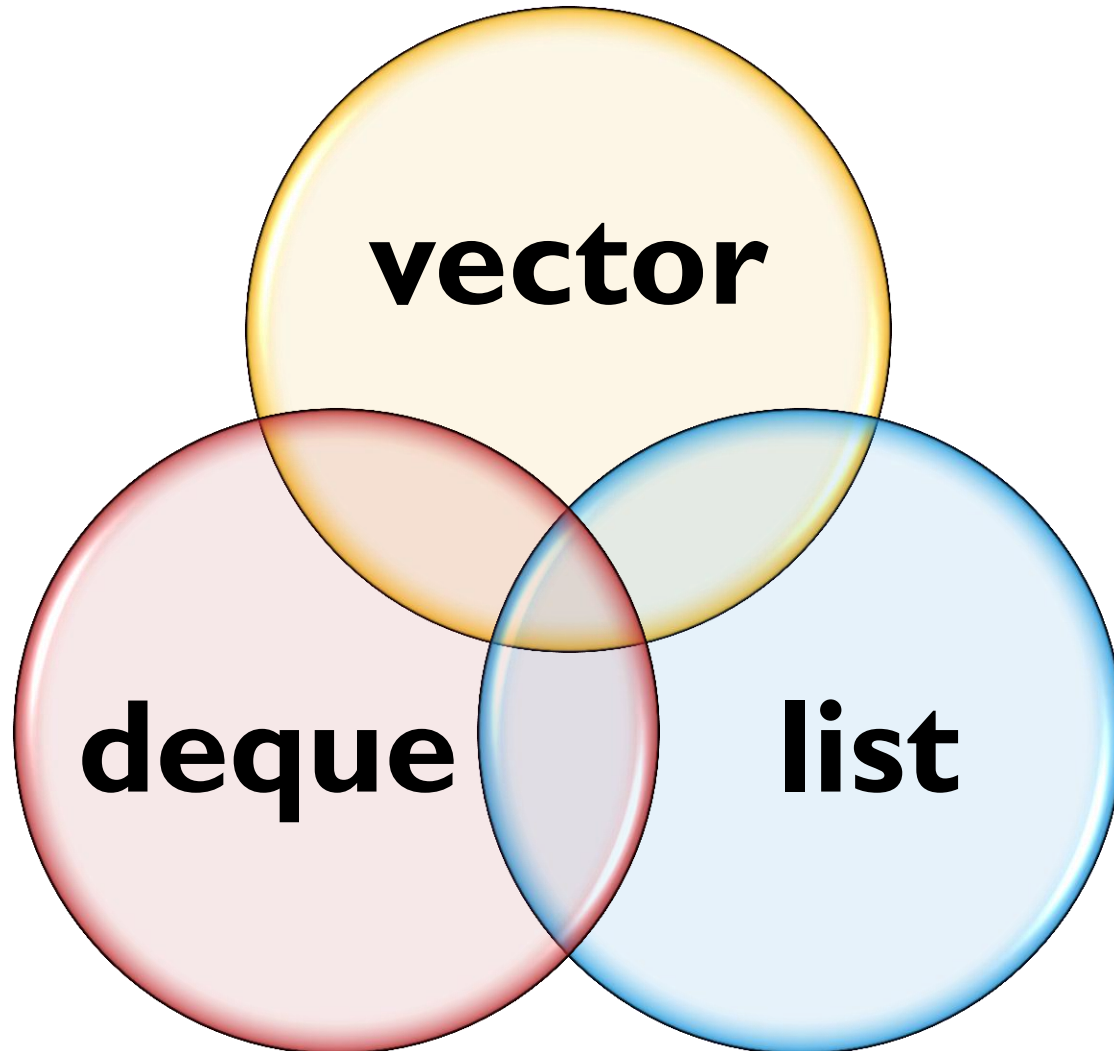
Each element is related to other elements by its position along the line

They allow insertion of elements

Example



THREE TYPES OF SEQUENCE CONTAINERS



Vector : Sequence Container

Expandable and dynamic array

Grows and shrinks in size

Insertion / Deletion of elements at back

Permits direct access to any element

Vector : Sequence Container

Container	Header File	Iterator
vector	<vector>	Random Access

vector Sequence Container

Declarations

- `vector <type> v;`
 - `type`: `int`, `float`, etc.

Iterators

- `vector<type>::const_iterator iterVar;`
 - `const_iterator` cannot modify elements
- `vector<type>::reverse_iterator iterVar;`
 - Visits elements in reverse order (end to beginning)
 - Use `rbegin` to get starting point
 - Use `rend` to get ending point

vector Sequence Container

- **vector** functions

- **v.push_back(value)**
 - Add element to end (found in all sequence containers).
- **v.size()**
 - Current size of vector
- **v.capacity()**
 - How much vector can hold before reallocating memory
 - Reallocation doubles size
- **vector<type> v(a, a + SIZE)**
 - Creates **vector** **v** with elements from array **a** up to (not including) **a + SIZE**

vector Sequence Container

- **vector** functions

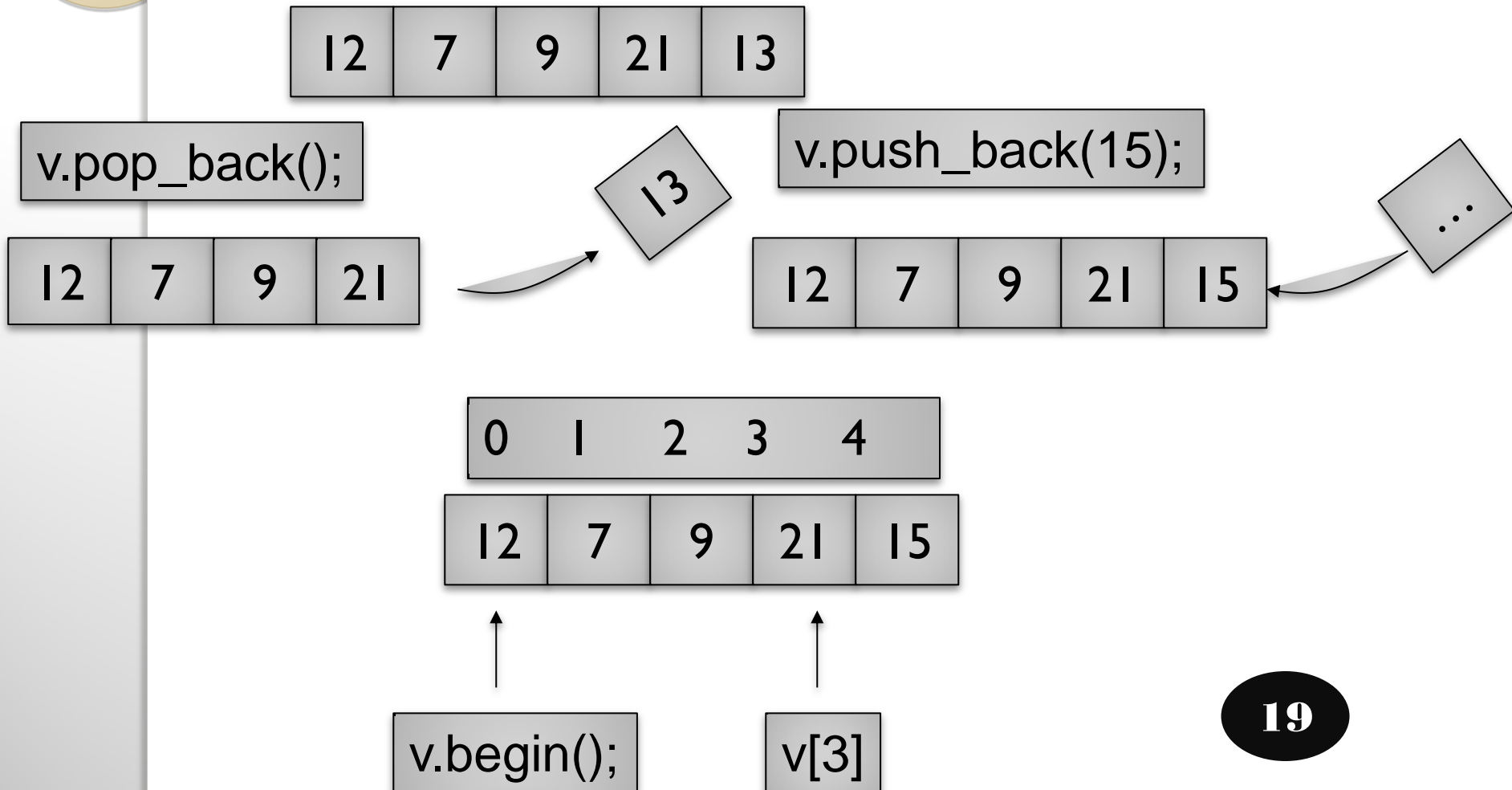
- **v.insert** (*iterator*, *value*)
 - Inserts *value* before location of *iterator*
- **v.insert** (*iterator*, *array*, *array* + *SIZE*)
 - Inserts array elements (up to, but not including *array* + *SIZE*) into vector
- **v.erase** (*iterator*)
 - Remove element from container
- **v.erase** (*iter1*, *iter2*)
 - Remove elements starting from *iter1* and up to (not including) *iter2*
- **v.clear** ()
 - Erases entire container

vector Sequence Container

- **vector** functions operations
 - `v.front()` , `v.back()`
 - Return first and last element
 - `v[elementNumber] = value;`
 - Assign `value` to an element

Vector : Sequence Container

```
int array[5] = {12, 7, 9, 21, 13};  
vector<int> v(array,array+5);
```



Vector : Sequence Container

```
#include <vector>
#include <iostream>
using namespace std;
void main
{
int arr[] = {12, 7, 9, 21, 13 }; // standard C array
vector<int> v(arr, arr+5); // initialize vector with C array

while ( ! v.empty() ) // until vector is empty
{
    cout << v.back() << " "; // output last element of vector
    v.pop_back();           // delete the last element
}
for(i=0; i<v.size(); ++i)
    cout<<v[i]<<' ';
cout<<endl }
```



O/P of previous program

13 21 9 7 12

12 7 9 21 13

Vector : Using Iterator

```
#include <vector>
#include <iostream>
using namespace std;

int main()
{
    vector <int> vec1;
    vector <int>::iterator vec1_iter;
    vector <int>::reverse_iterator vec1_rIter;

    vec1.push_back(10);
    vec1.push_back(7);
    vec1.push_back(3);
```

Vector : Using Iterator

```
cout<<"vec l data: ";  
for(int i=0; i<vec l.size(); ++i)  
    cout<<vec l [i]<<' '  
cout<<endl;
```

```
cout<<"\nOperation: vec l.begin()\n";  
vec l_iter = vec l.begin();
```

```
cout<<"The first element of vec l is "<<*vec l_iter<<endl;
```

```
cout<<"\nOperation: vec l.rbegin()\n";  
vec l_rIter = vec l.rbegin();
```

```
cout<<"The first element of the reversed vec l is “;  
cout<<*vec l_rIter<<endl;  
return 0;
```

```
}
```

O/P of previous program

vec1 data: 10 7 3

Operation: vec1.begin()

The first element of vec1 is 10

Operation: vec1.rbegin()

The first element of the reversed vec1 is : 3

Vector : Using Iterator

```
cout<<"Operation: vec l.rbegin() and vec l.rend()\n";  
cout<<"vec l data: ";
```

```
For(key = vec l.rbegin(); key != vec l.rend();  
      key++)
```

```
cout<<*key<<' ';
```

```
cout<<endl;
```

```
return 0;
```

```
}
```

O/P of previous program

Operation: `vec1.begin()` and `vec1.rend()`

`vec1` data: 1 4 3 7

deque : Sequence Container

Double ended Queue

Insertion / Deletion of elements both ends

Permits direct access to any element

deque : Sequence Container

Container	Header File	Iterator
deque	<deque>	Random Access

Deque

```
#include <iostream>
#include <deque>
using namespace std;
int main ()
{
    deque<int> mydeque;
    mydeque.push_back (100);
    mydeque.push_back (200);
    mydeque.push_back (300);

    cout << "\nThe final size of mydeque is "
    cout<<<< mydeque.size() << "\n";
```

Deque

```
cout << "Popping out the elements in mydeque:";
while (!mydeque.empty())
{
    cout << mydeque.front();
    mydeque.pop_front();
}
```

```
cout << "\nThe final size of mydeque is "
cout<<<< mydeque.size() << "\n";
```

```
return 0;
```

```
}
```



O/P of previous program

The final size of mydeque is : 3

Popping out the elements in mydeque:

100 200 300

The final size of mydeque is : 0

list : Sequence Container

Bidirectional

Insertion / Deletion of elements
anywhwere

list : Sequence Container

Container	Header File	Iterator
list	<list>	Bidirectional

List

```
#include <iostream.h>
#include <list>

void print(list <char> );

main()
{
    list <char> l;
    list <char>::iterator p;

    l.push_back('o');
    l.push_back('a');
    l.push_back('t');

    p=l.begin();
```

List

```
cout <<" " << *p << endl; // p refers to the 'o' in ('o', 'a', 't')
print(l);
```

```
l.insert(p, 'c'); // l is now ('c', 'o', 'a', 't') and p still refers to
'o'
```

```
cout <<" " << *p << endl;
```

```
print(l);
```

```
l.erase(p);
```

```
cout <<" " << *p << endl; // p refers to an 'o' but it is not in l!
```

```
print(l);
```



```
l.erase(l.begin());           //removes front of l
```

```
print(l);
```

```
}
```

```
void print( list<char> a)
```

```
{
```

```
for(list<char>::iterator ai=a.begin(); ai!=a.end(); ++ai)
```

```
    cout << *ai << " ";
```

```
    cout << endl;
```

```
    cout << "-----" << endl;
```

```
}
```



O/P of previous program

o

o a t

o

c o a t

null

c a t

a t

Comparison of sequence containers

Container	Random Access	Insertion Deletion in middle	Insertion or Deletion at the ends
vector	Fast	Slow	Fast at Back
deque	Fast	Slow	Fast at both ends
list	Slow	Fast	Fast at front

ASSOCIATIVE CONTAINERS

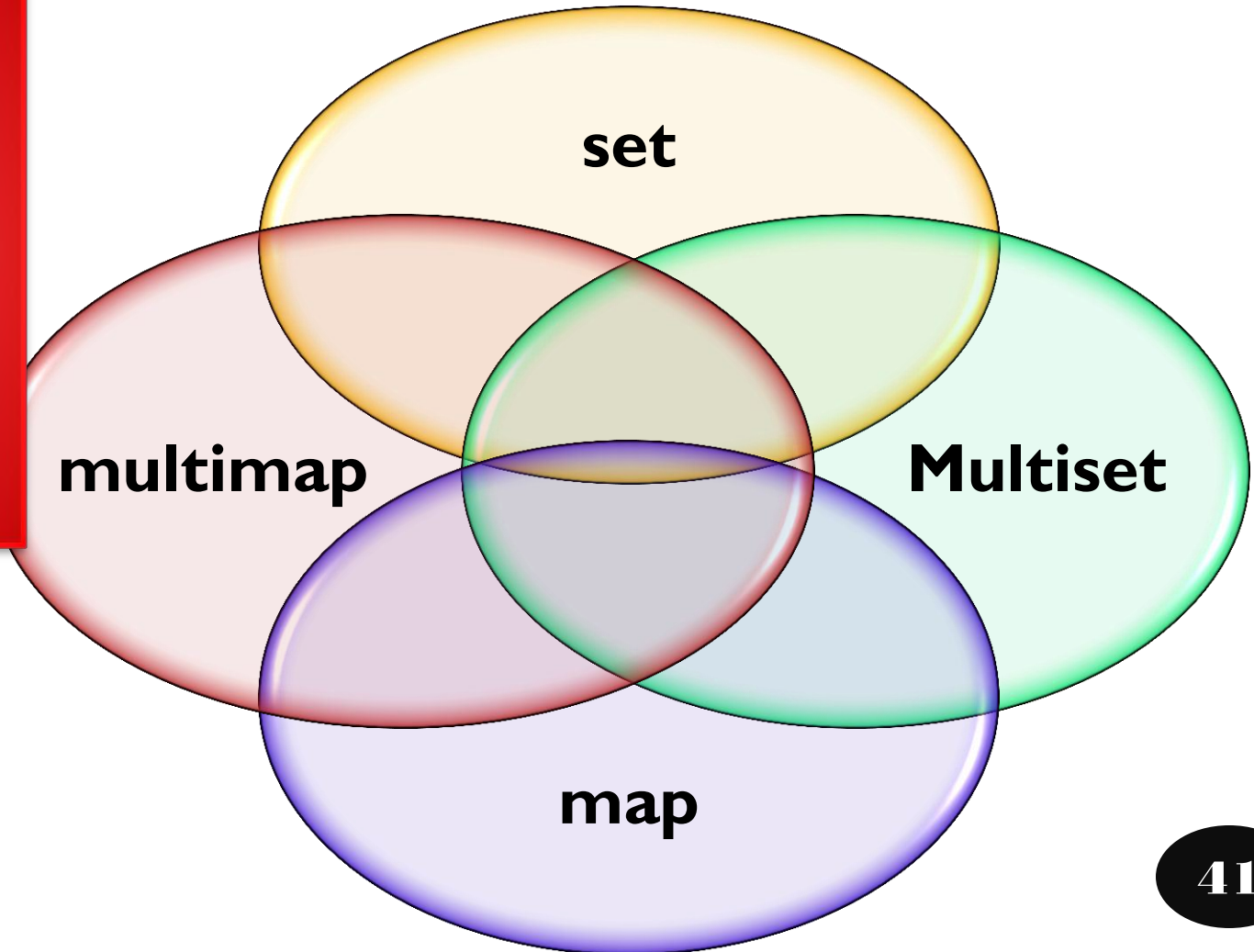
Non-sequential

Supports direct access to elements using keys

The keys are typically numbers or strings

FOUR TYPES OF ASSOCIATIVE CONTAINERS

All these store data in a structure called tree which facilitates fast searching



Set & Multiset : Associative Container

Stores a number of items which contain key

Elements here are referenced by keys and not their positions.

Example : Storing the objects of **student** class which are ordered alphabetically using **names as keys**

Multiset allows duplicate items while set does not

Set

```
#include <iostream>
#include <string>
#include <set>
```

```
using namespace std;
```

```
int main()
{
    string a[] = {"Alice", "Bob", "Carl", "Dick", "Eve", "Fred"} ;
    set<string> s(a, a+6);

    set<string>::iterator p = s.begin();
    while (p != s.end())
        cout << *p++ << endl;
    cout<< _____ <<endl;
```

Set

```
set<string>::size_type numberDeleted = s.erase("Bob");  
p = s.begin();  
while (p != s.end()) cout << *p++ << endl;  
cout<< _____" <<endl;
```

```
numberDeleted = s.erase("William");  
p = s.begin();  
while (p != s.end()) cout << *p++ << endl;  
cout<< _____" <<endl;
```

```
s.erase(s.begin());  
p = s.begin();  
while (p != s.end()) cout << *p++ << endl;  
cout<< _____" <<endl;
```

```
s.erase(s.find("Carl"), s.find("Eve"));  
p = s.begin();  
while (p != s.end()) cout << *p++ << endl;
```

Set

```
cout<< _____<<endl;
s.clear();
if (s.empty())
    cout << "\nThe set is now empty.";
}
```

O/P of previous program

Alice

Bob

Carl

Dick

Eve

Fred

Alice

Carl

Dick

Eve

Fred

O/P of previous program

Alice

Carl

Dick

Eve

Fred

Carl

Dick

Eve

Fred

O/P of previous program

Fred

The set is now empty.

MultiSet

```
#include <iostream>
#include <string>
#include <set>
```

```
class Book
{
public :
    Book()
    {
        title = author = publisher = date = "";
    }
    Book(string a)
    {
        author = a;
        title = publisher = date = "";
    }
};
```


MultiSet

```
Book(string t, string a, string p, string d)
```

```
{
```

```
    title = t;
```

```
    author = a;
```

```
    publisher = p;
```

```
    date = d;
```

```
}
```

```
string Author()
```

```
{
```

```
    return author;
```

```
}
```

MultiSet

```
void GetInfo(string &t, string &a, string &p, string &d)
{
    t = title;
    a = author;
    p = publisher;
    d = date;
}
private:
string author;
string title;
string publisher;
string date;
};
```

Multiset

```
int main()
{
    multiset<Book> b;
    string a;

    b.insert(Book("C++ book", "ABC", "McGraw-Hill", "1998"));
    b.insert(Book("Java ", "XYZ", "BB Publisher", "2001"));
    b.insert(Book("Let Us C", "Kanetkar", "McGraw-Hill ", "1997"));

    multiset<Book>::iterator p = b.begin();
    while (p != b.end())
    {
        cout<<*p++<<endl;
    }
};
```



O/P of previous program

C++ book

ABC

McGraw-Hill

1998

Java

XYZ

BB Publisher

2001

Let Us C

Kanetkar

McGraw-Hill

1997

Map & Multimap : Associative Container

Stores **pair** of items, one called **key** and other **value**

Manipulate the values using the keys associated with them

Values are called as **mapped values**

Multimap allows multiple keys while **map** does not

Map

```
#include <map>
#include <algorithm>
#include <iostream>
#include <string>

int main() {
    map<string,int> amap;

    amap["First"]=1;
    amap["Second"]=2;

    cout << "Size : " << amap.size() << endl;

    amap["Third"]=3;
    amap["Fourth"]=4;
    cout << "Size : " << amap.size() << endl;
```

Map

```
map<string,int>::iterator it;
```

```
for ( it=amap.begin(); it!=amap.end(); it++)
```

```
    cout << "map : " << it->first << " "
```

```
        << it->second << endl;
```

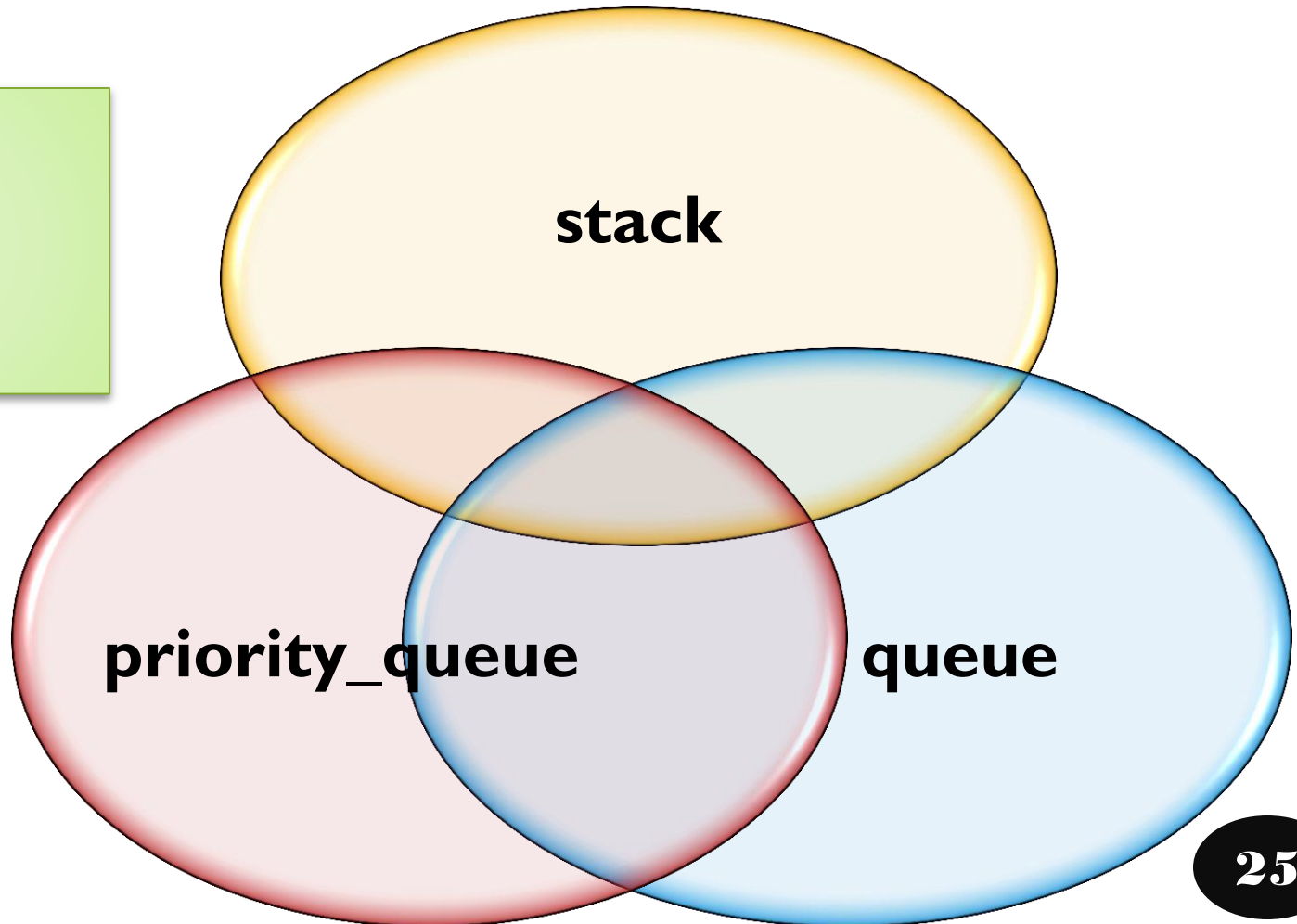
```
cout << amap.find("Third")->second << endl;
```

```
return 0;
```

```
}
```

THREE TYPES OF DERIVED CONTAINERS

These are known as container adaptors




Stack, Queue, Priority_Queue

```
#include <stack>
#include <queue>
using namespace std;


int main()
{
    // STL Stack
    stack<int, vector<int> > S; // Changing default container

    for ( int i=0 ; i<10; i++ )
        S.push(i);

    for ( int i=0 ; i<10; i++ )
    {
        cout << S.top() << " ";
        S.top() = 2 * S.top();
        cout << S.top() << endl;
        S.pop();
    }
}
```



```
// STL Queue  
queue<int> Q;  
for ( int i=0 ; i<10; i++ )  
    Q.push(i);  
for ( int i=0 ; i<10; i++ )  
{  
    cout << Q.front() << endl;  
    Q.pop();  
}
```



```
// STL Priority Queue  
priority_queue<int> P;  
for ( int i=0 ; i<10; i++ )  
    P.push(i);  
for ( int i=0 ; i<10; i++ )  
{  
    cout << P.top() << endl;  
    P.pop();  
}  
}
```

Stack , Queue , Priority_Queue :

Derived Containers

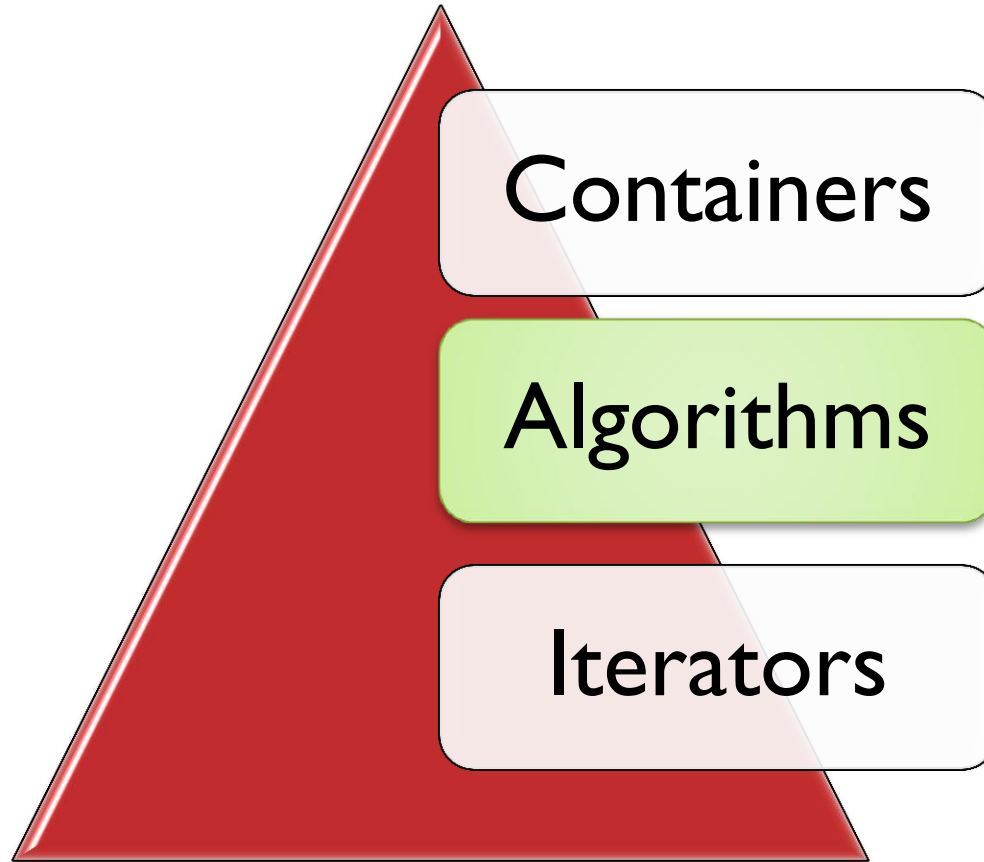
Can be created from different sequence containers

These do not support Iterators

Therefore cannot be used for data manipulation

Support two member functions :
push() and **pop()**

COMPONENTS OF STL





2. ALGORITHMS

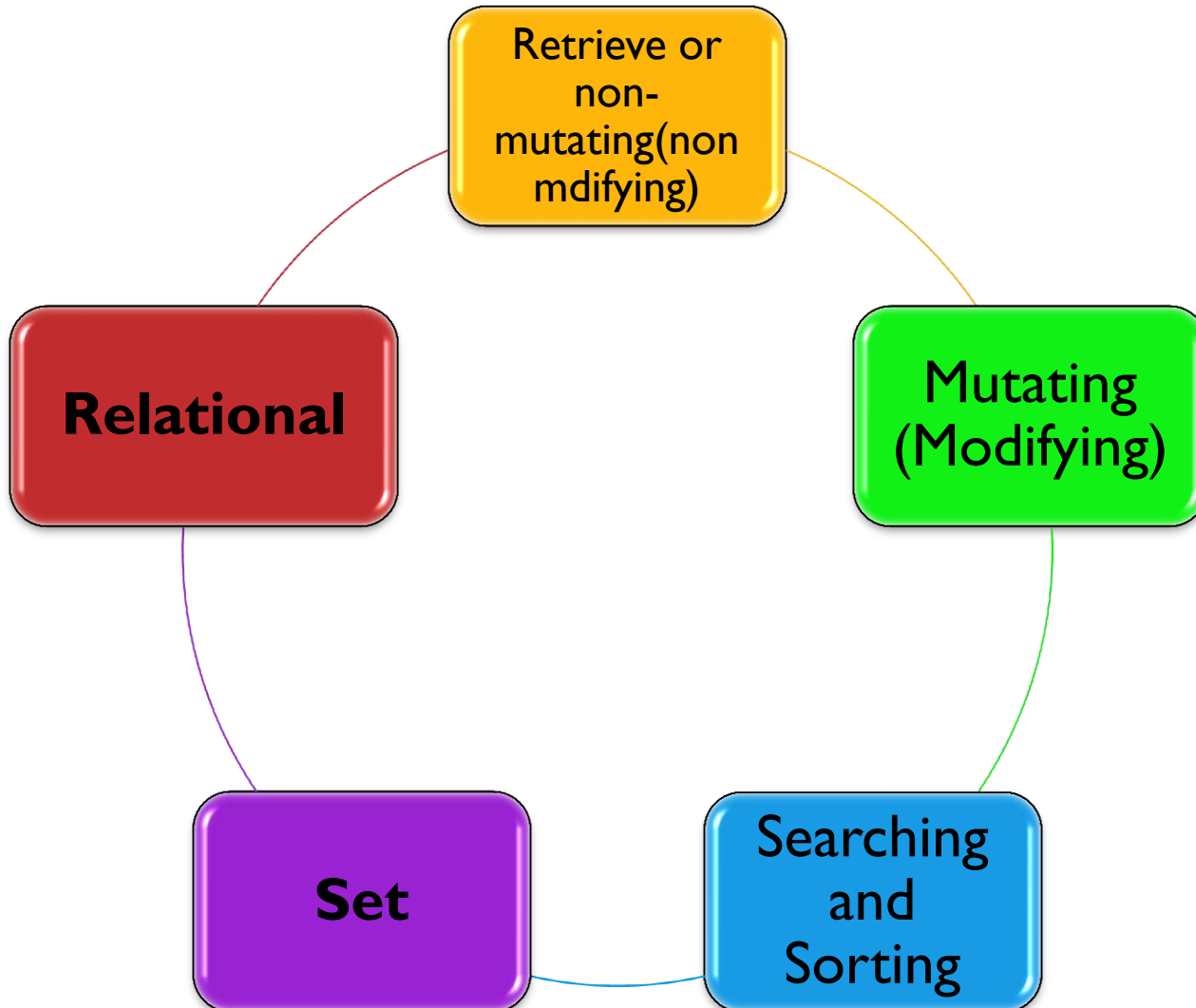
Generic functions that handle common tasks such as searching, sorting, comparing, and editing

More than **60** Algorithms exist

These are not member functions or friends of containers but are standalone template functions

To use them we **include<algorithm>** in the program

CATEGORY OF ALGORITHMS



Non-Mutating Algorithms

Operations	Description
search()	Searches desired element from the sequence
count()	Count appearances of value in range
count_if	Return number of elements in range satisfying condition
equal()	Test whether the elements in two ranges are equal
find()	Find position of desired element

Non-Mutating Algorithms

Operations	Description
<code>find_end</code>	Find last subsequence in range
<code>find_first_of()</code>	Find element from set in range
<code>find_if()</code>	Find element in range
<code>for_each()</code>	Apply function to range
<code>mismatch()</code>	Return first position where two ranges differ

Mutating Algorithms

Operations	Description
<code>copy()</code>	Copy sequence of elements
<code>copy_backward()</code>	Copy range of elements backward
<code>swap()</code>	Exchange values of two objects
<code>fill()</code>	Fill range with value
<code>generate ()</code>	Generate values for range with function
<code>reverse()</code>	Reverse the given sequence
<code>remove()</code>	Remove value from sequence

Mutating Algorithms

Operations	Description
unique()	Remove consecutive duplicates in range
random_shuffle()	Randomly rearrange elements

Sorting Algorithms

Operations	Description
sort()	Using quick sort elements are sorted
stable_sort()	Using stable sort elements are sorted
merge()	Merging of two objects
sort_heap()	Sort the created heap
min ()	Finds minimum element
max()	Finds maximum element
binary_search()	Performs binary search on sorted elements

Algorithms

```
#include<algorithm>
#include<iostream>
using namespace std;
```

```
int main()
{
    vector<int> v;
    vector<int> p;
    v.push_back(10); v.push_back(20);    v.push_back(10);
    p.push_back(60); v.push_back(40);    v.push_back(50);

    swap(v,p);
    int * ptr = find(a,a+6,20);
}
```

Algorithms

```
int n, value, arr[10], i;  
int *Limit = arr + n;
```

```
cout<<" Enter the numbers" ;  
for(i =0; i< n;++i)  
{  
    cin>>value;  
    arr[i] = value;  
}
```

```
sort(arr, Limit);
```



Algorithms

```
cout<<" Sorted List is" ;  
for(i =0; i< n;++i)  
{  
    cout<<arr[i];  
    cout<<endl;  
}  
  
return 0;  
}
```



Algorithm...Searching Example

find , search , binary search

```
/ binary_search example
```

```
#include <iostream>    // std::cout
```

```
#include <algorithm>   // std::binary_search, std::sort
```

```
#include <vector>      // std::vector
```

```
bool myfunction (int i,int j) { return (i<j); }
```

```
int main () {
```

```
    int myints[] = {1,2,3,4,5,4,3,2,1};
```

```
    int my2ints[] = {5,4,3,2};
```

```
    vector<int> v(myints,myints+9);
```

```
    // 1 2 3 4 5 4 3 2 1
```

```
    vector<int>::iterator it;
```




Algorithm...Searching Example

find , search , binary search

```
// using default comparison:
```

```
sort (v.begin(), v.end());
```

```
it = find(v.begin(), v.end(), 3);
```

```
cout<<"Item found at position " <<(it-v.begin());
```

```
it = search (v.begin(), v.end(), my2ints, my2ints+4);
```

```
cout<<"Item found at position " <<(it-v.begin());
```

Algorithm...Searching Example

find , search , binary search

```
cout << "looking for a 3... ";
```

```
if (binary_search (v.begin(), v.end(), 3))
```

```
    cout << "found!\n"; else std::cout << "not found.\n";
```

```
// using myfunction as comp:
```

```
sort (v.begin(), v.end(), myfunction);
```

```
cout << "looking for a 6... ";
```

```
if (binary_search (v.begin(), v.end(), 6, myfunction))
```

```
    std::cout << "found!\n"; else std::cout << "not found.\n";
```

```
return 0;
```

```
}
```

Output:

looking for a 3... found!

looking for a 6... not found.

Algorithm...Min Max Example

```
/ min max example
#include <iostream>    // std::cout
#include <algorithm>

int main ()
{
    cout<<"\n min(20,10) = " <<min(20,10);
    cout<<"\n min('a','b) - " <<min('a','b');
    cout<<"\n max('e', 'f') = <<max('e','f');
}
```

Algorithm...Set Union Example

```
#include <iostream>    // std::cout
#include <algorithm>
#include <vector>      // std::vector
int main ()
{
    int first[] = {5,10,15,20,25};
    int second[] = {50,40,30,20,10};
    vector<int> v(10);           // 0 0 0 0 0 0 0 0 0 0
    vector<int>::iterator it;

    std::sort (first,first+5);  // 5 10 15 20 25
    std::sort (second,second+5); // 10 20 30 40 50
```

Algorithm...Set OperationsExample

```
it= set_union (first, first+5, second, second+5, v.begin());  
                // 5 10 15 20 25 30 40 50 0 0  
v.resize(it-v.begin());                // 5 10 15 20 25 30 40 50  
  
cout << "The union has " << (v.size()) << " elements:\n";  
for (it=v.begin(); it!=v.end(); ++it)  
    cout << ' ' << *it;  
cout << '\n';  
  
return 0;  
}
```

Output:

The union has 8 elements:
5 10 15 20 25 30 40 50

Algorithm...Set Intersection

Example

```
#include <iostream>    // std::cout
#include <algorithm>
#include <vector>      // std::vector
int main ()
{
    int first[] = {5,10,15,20,25};
    int second[] = {50,40,30,20,10};
    vector<int> v(10);           // 0 0 0 0 0 0 0 0 0 0
    vector<int>::iterator it;

    std::sort (first,first+5);  // 5 10 15 20 25
    std::sort (second,second+5); // 10 20 30 40 50
```

Algorithm...Set Intersection

Example

```
it= set_intersection (first, first+5, second, second+5, v.begin());
                        // 5 10 15 20 25 30 40 50 0 0
v.resize(it-v.begin());           // 5 10 15 20 25 30 40 50

cout << "The intersection has has " << (v.size()) << " elements:\n";
for (it=v.begin(); it!=v.end(); ++it)
    cout << ' ' << *it;
cout << '\n';

return 0;
}
```

Output:

The intersection has 2 elements:
{10 20}

Algorithm...Set difference Example

```
it= set_difference (first, first+5, second, second+5, v.begin());
                        // 5 10 15 20 25 30 40 50 0 0
v.resize(it-v.begin());           // 5 10 15 20 25 30 40 50

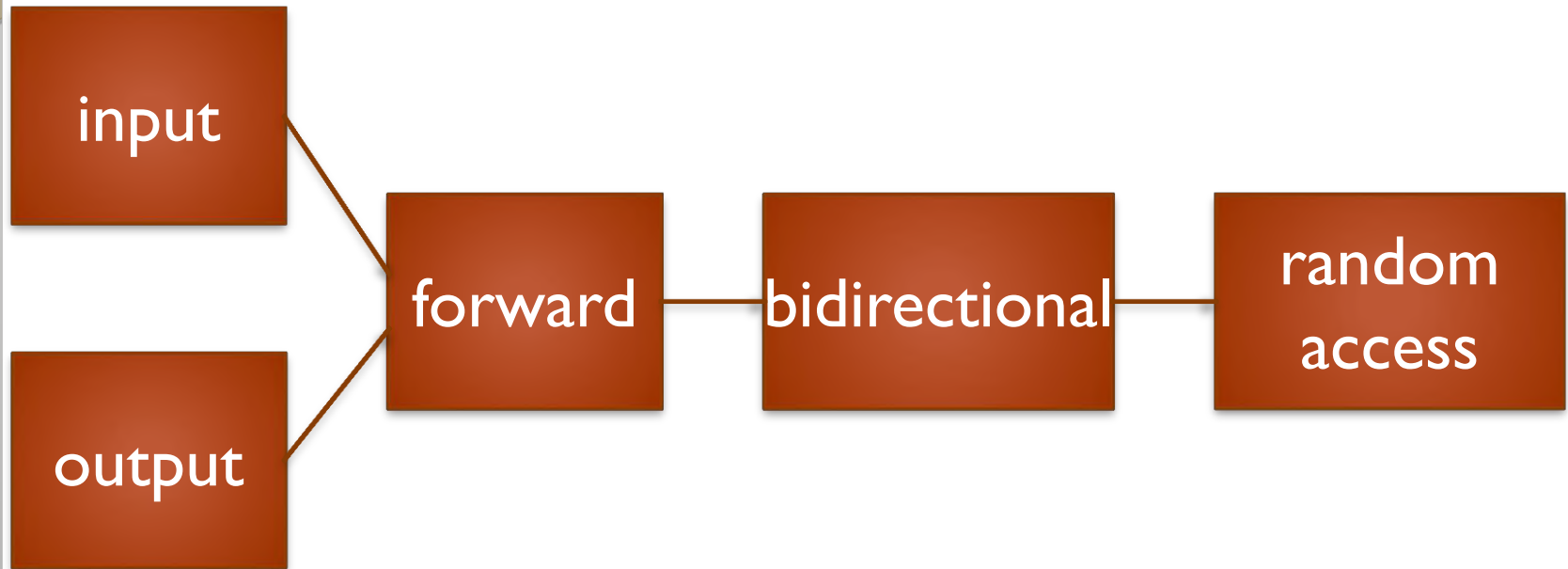
cout << "The intersection has has " << (v.size()) << " elements:\n";
for (it=v.begin(); it!=v.end(); ++it)
    cout << ' ' << *it;
cout << '\n';

return 0;
}
```

Output:

The difference has 3 elements:
{5 15 25}

Iterators



Input & Output Iterator

Provides least functions

Used only to traverse in a container



Forward Iterator

Supports all functions of input & output iterators

Retain its position in the container



Bi-directional Iterator

Supports all functions of forward iterators

Provides ability to move in backward direction in the container

Random – Access Iterator

Supports all functions of bi-directional iterators

Has the ability to jump to any arbitrary location






Iterators and their characteristics

Iterator	Access Method	Direction of Movement	I/O Capability
Input	Linear	Forward	Read
Output	Linear	Forward	Write
Forward	Linear	Forward	Read/Write
Bi-directional	Linear	Forward & Backward	Read/Write
Random Access	Random	Forward & Backward	Read/Write

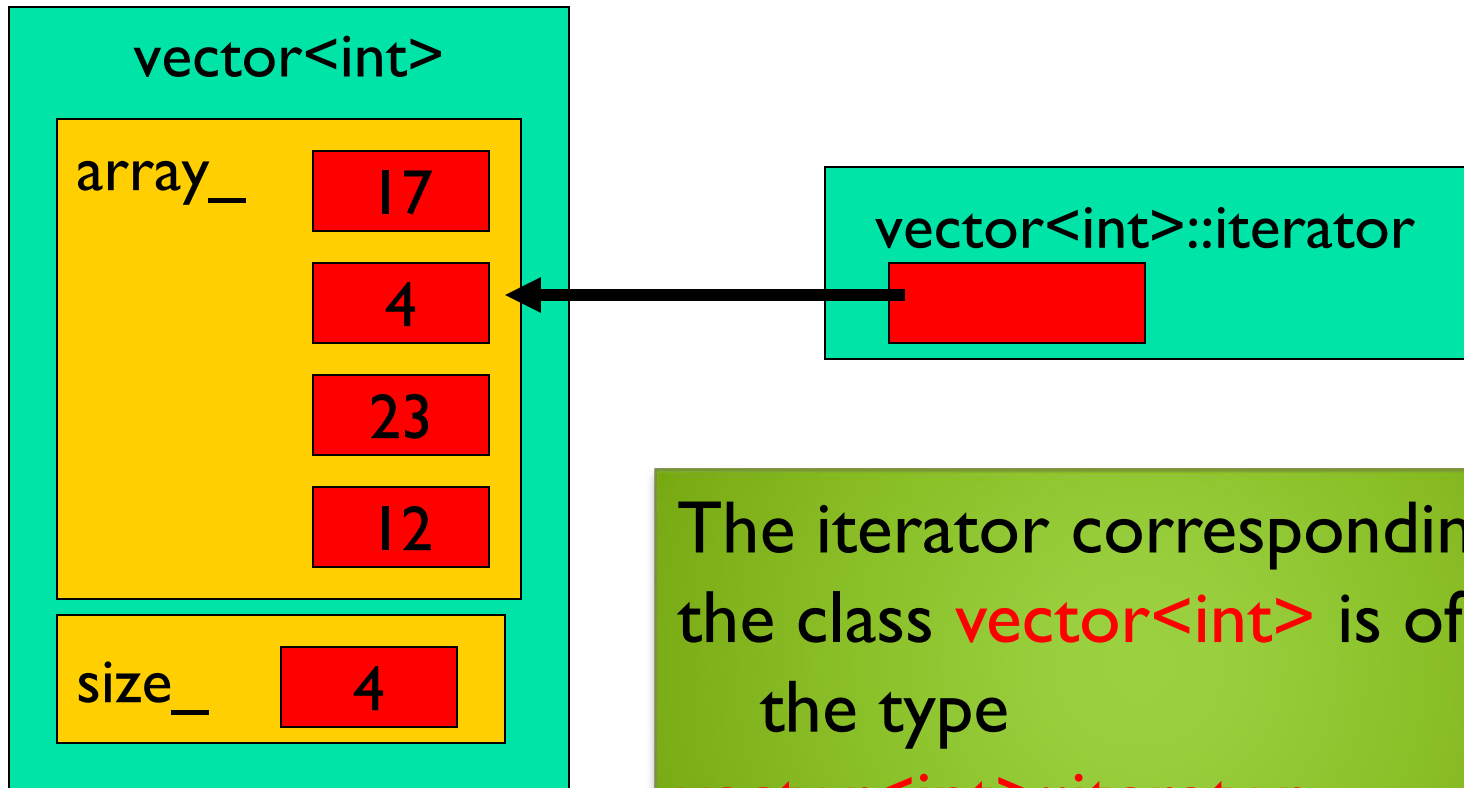
Iterators and their Providers

Iterator	Provider	Example
Input	istream	T1.cpp
Output	ostream, inserter	T1.cpp T2.cpp
Forward		
Bi-directional	list,set, multiset, map, multimap	
Random Access	vector, deque, array string	

Operations Supported by Iterators

Iterator	Element Access	Read	Write	Increment	Comparison
Input		$v=*p$		$++$	$==, !=$
Output			$*p=v$	$++$	
Forward		$v=*p$	$*p=v$	$++$	$==, !=$
Bi-directional		$v=*p$	$*p=v$	$++,--$	$==, !=$
Random Access	 & []	$v=*p$	$*p=v$	$++,--,+,-$	$==, !=,<,>,<=,>=$

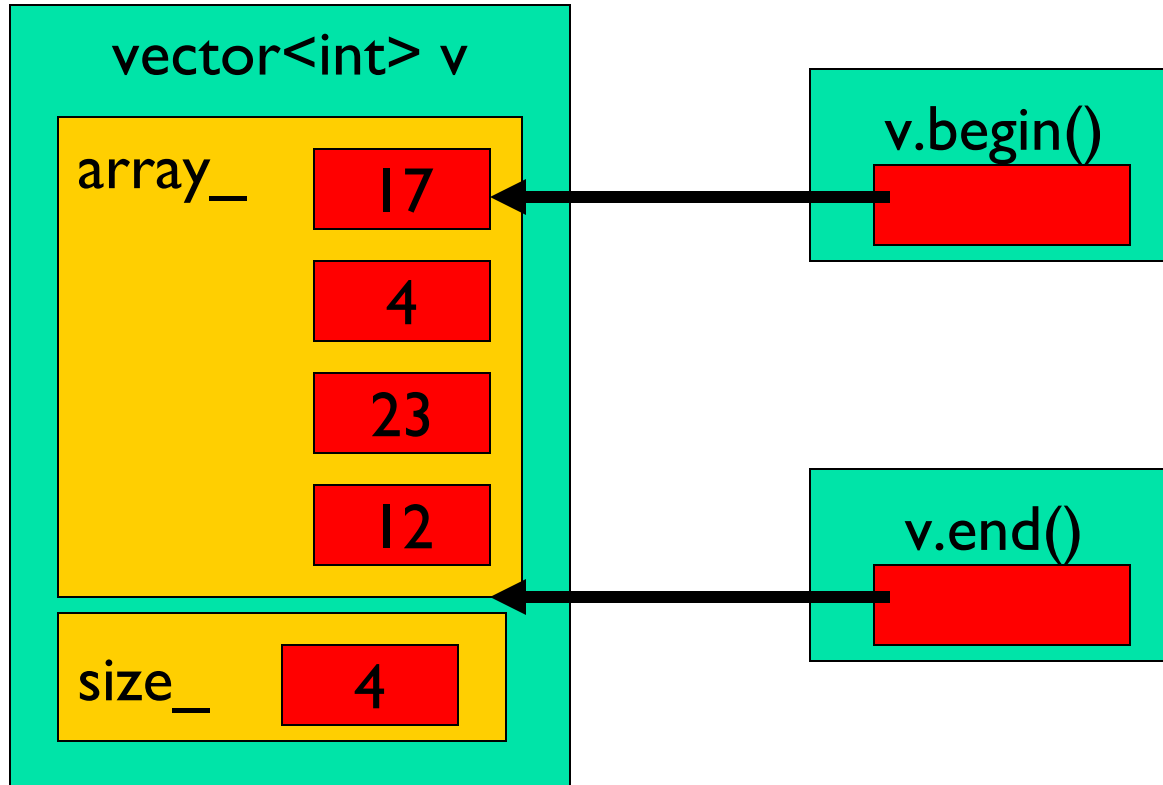
Iterator



The iterator corresponding to the class `vector<int>` is of the type `vector<int>::iterator`

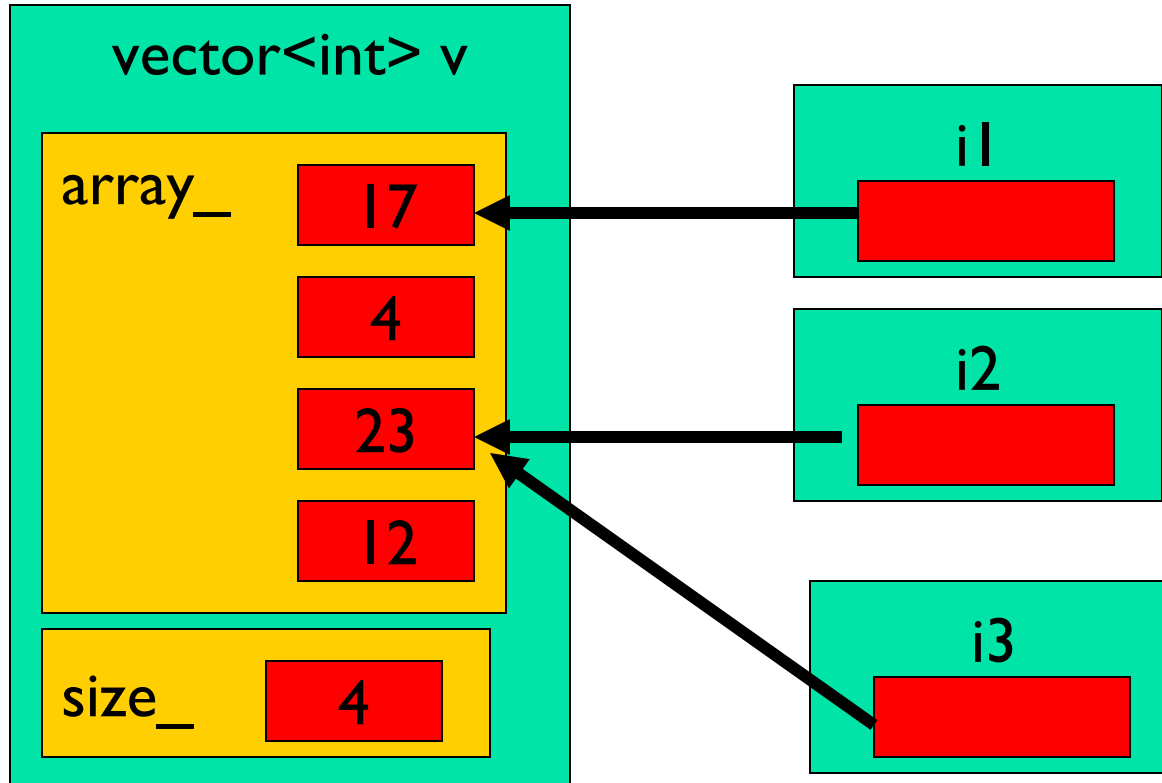
Iterator

The member functions `begin()` and `end()` return an iterator to the first and past the last element of a container



Iterator

One can have multiple iterators pointing to different or identical elements in the container



Istream & ostream iterator...Input & output iterator Example

```
// istream_iterator example
#include <iostream>    // std::cin, std::cout
#include <iterator>    // std::istream_iterator

int main () {
    double value1, value2;
    std::cout << "Please, insert two values: ";
    std::istream_iterator<double> iit (std::cin); // stdin iterator
    std::ostream_iterator<int> ot(std::cout, " ");
    value1=*iit;
    ++iit;
    value2=*iit;
    std::cout << value1 << "*" << value2 << "=" << (value1*value2) <<
'\n';
    return 0; }
```

Inserter Example

```
#include <iostream>    // std::cout
#include <iterator>    // std::front_inserter
#include <list>        // std::list
#include <algorithm>   // std::copy

int main ()
{
    list<int> l1, l2;
    for (int i=1; i<=5; i++)
    {
        l1.push_back(i);
        l2.push_back(i*10);
    }
}
```

Insertor Example ...Continued

```
list<int>::iterator it = l1.begin();
    advance (it,3);
copy (l2.begin() , l2.end() , inserter(l1,it));

std::cout << "l1 contains:";
for ( it = l1.begin(); it!= l1.end(); ++it )
    cout << ' ' << *it;
std::cout << '\n';
return 0;
}
```

1 2 3 10 20 30 40 50 4 5 ...Output