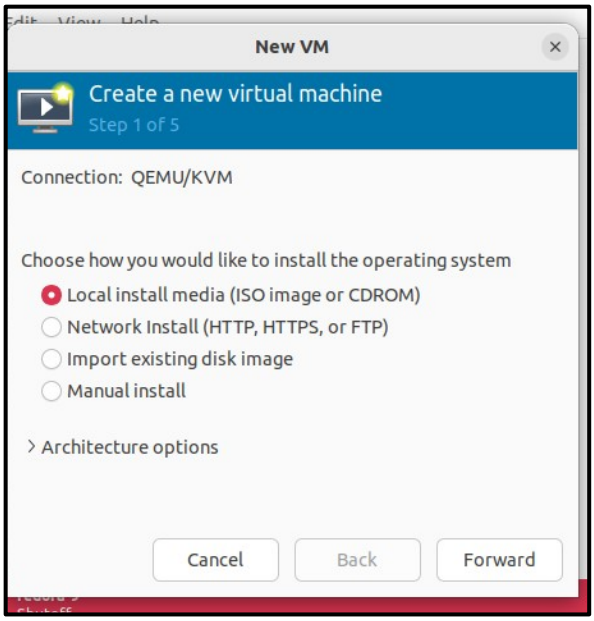
New VM
Create a new virtual machine
Step 1 of 5
Connection: QEMU/KVM
Choose how you would like to install the operating system
Local install media (ISO image or CDROM)
Network Install (HTTP, HTTPS, or FTP)
Import existing disk image
Manual install
Architecture options
Cancel
Back
Forward

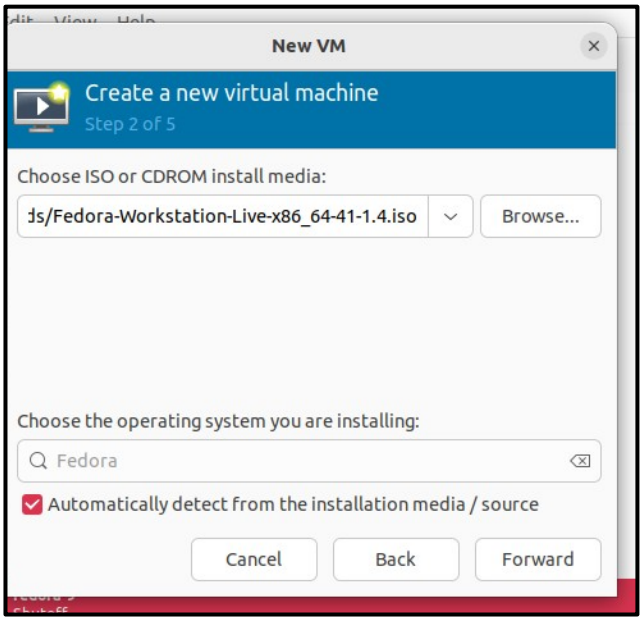
New VM
Create a new virtual machine
Step 2 of 5
Choose ISO or CDROM install media:
ds/Fedora-Workstation-Live-x86_64-41-1.4.iso
Browse...
Choose the operating system you are installing:
Fedora
Automatically detect from the installation media / source
Cancel
Back
Forward

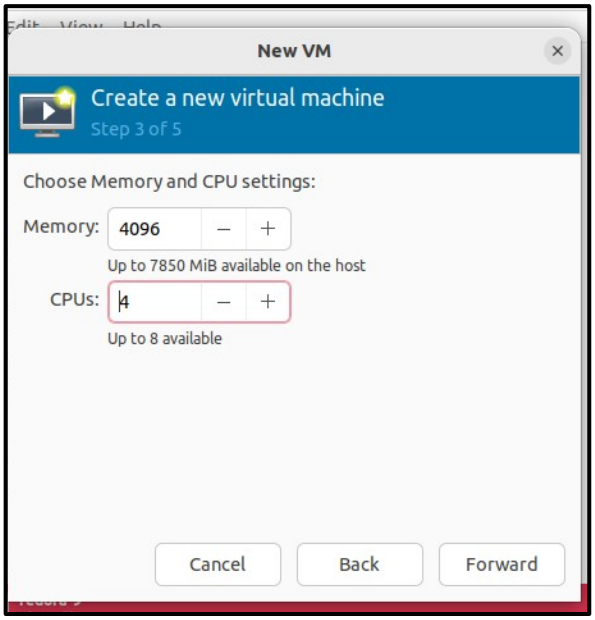
New VM
Create a new virtual machine
Step 3 of 5
Choose Memory and CPU settings:
Memory:
4096
Up to 7850 MiB available on the host
CPUs:
4
Up to 8 available
Cancel
Back
Forward

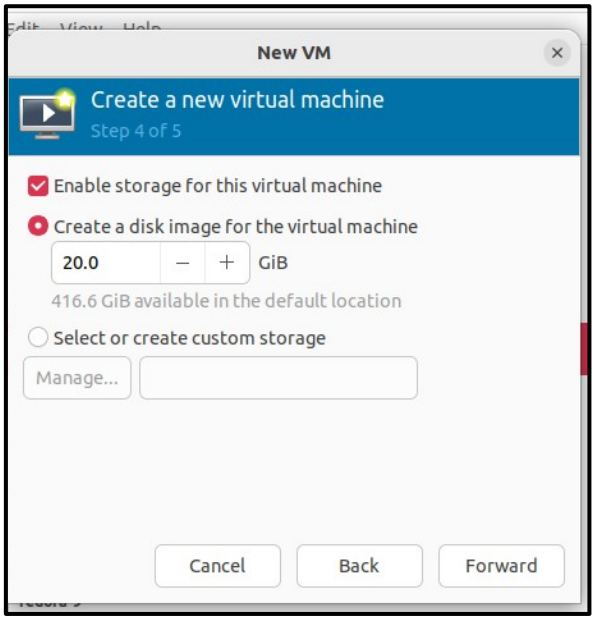
New VM
Create a new virtual machine
Step 4 of 5
Enable storage for this virtual machine
Create a disk image for the virtual machine
20.0
GiB
416.6 GiB available in the default location
Select or create custom storage
Manage...
Cancel
Back
Forward

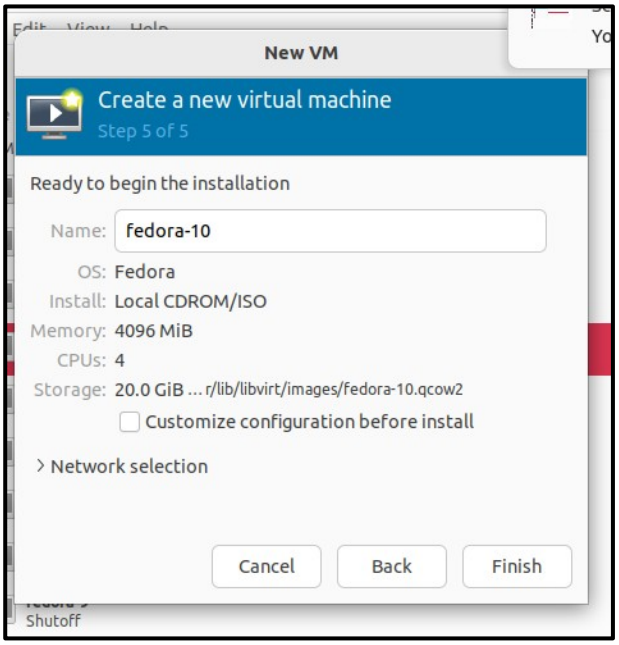
New VM
Create a new virtual machine
Step 5 of 5
Ready to begin the installation
Name:
fedora-10
OS:
Fedora
Install:
Local CDROM/ISO
Memory:
4096 MiB
CPUs:
4
Storage:
20.0 GiB ... r/lib/libvirt/images/fedora-10.qcow2
Customize configuration before install
Network selection
Cancel
Back
Finish
Shutoff

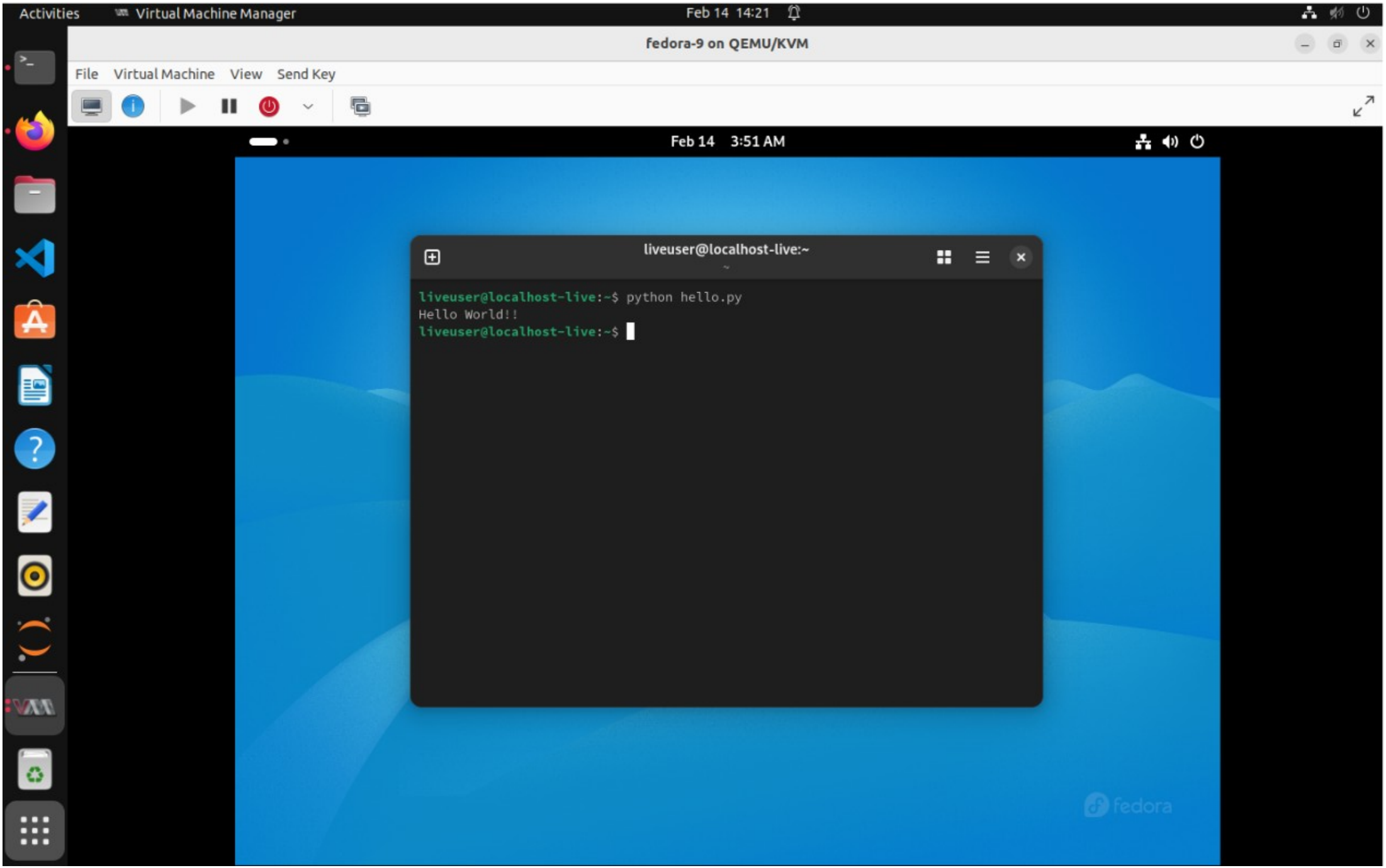
Activities
Virtual Machine Manager
Feb 14 14:21
fedora-9 on QEMU/KVM
File
Virtual Machine
View
Send Key
Feb 14 3:51 AM
liveuser@localhost-live:~
liveuser@localhost-live:~$ python hello.py
Hello World!!
liveuser@localhost-live:~$
fedora